



Your Corporate House

K SEEDS INVESTMENTS

HOSPITAL SECTOR QUARTERLY FINANCIAL HIGHLIGHTS



QUARTER FINANCIAL PERFORMANCE -31.03.2023

(LKR Mn)	ASIR	AMSL	CHL	NHL	LHCL	SINH
Revenue	6,636	1,546	2,151	2,723	2,957	301
YoY Growth % <small>DEC 2022-2021</small>	16.36%	3.23%	6.05%	-31.21%	5.43%	26.57%
EBIT	1,680	306	246	191	230	15
YoY Growth % <small>DEC 2022-2021</small>	10.33%	-15.63%	-14.45%	127.55%	-58.17%	-103.84%
Net Profit	439	59	65	-578	-61	-3
YoY Growth % <small>DEC 2022-2021</small>	-55.33%	-82.44%	-71.45%	51.67%	-103.84%	-154.87%

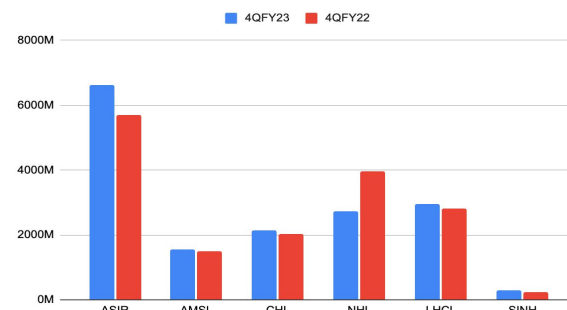
QUARTER FINANCIAL POSITION -31.03.2023

(LKR Mn)	ASIR	AMSL	CHL	NHL	LHCL	SINH
Total Assets	50,658	13,245	14,144	18,435	15,749	981
YoY Growth % <small>DEC 2022-2021</small>	29.09%	24.64%	10.25%	-8.28%	15.29%	3.13%
Total Liability	31,428	7,053	5,627	12,655	4,164	474
YOY Growth % <small>DEC 2022-2021</small>	34.19%	31.94%	24.47%	-5.68%	39.64%	3.78%
Total Equity	19,230	6,191	8,488	5,780	11,585	507
YOY Growth % <small>DEC 2022-2021</small>	21.53%	17.26%	2.49%	-13.51%	8.49%	2.53%
ROE (%)	8.30	9.16	7.30	-15.61	13.82	2.55
ROA (%)	2.91	4.13	4.01	-4.90	10.17	1.32

SHARE INFORMATION

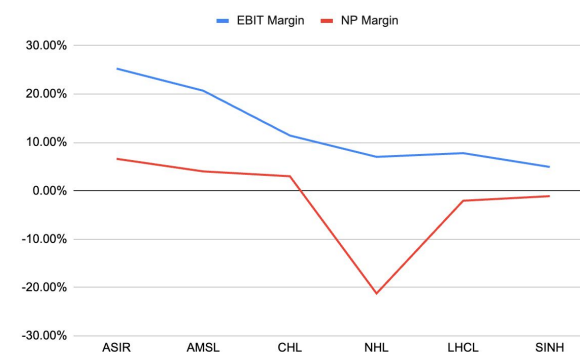
	ASIR	AMSL	CHL	NHL	LHCL	SINH
Share Price (LKR) as at 4th Jun 2023	22.40	12.30	130.00	5.00	107.75	2.50
TTM EPS	1.30	1.04	16.71	-0.64	14.51	0.03
NVPS	15.63	11.30	229.01	4.10	53.55	1.18
Market Cap (LKR Mn)	25,491	6,494	3,510	7,050	24,136	1,078
P/E (x)	17.23	11.83	7.78	N/A	7.43	83.33
P/B (x)	1.43	1.09	0.57	1.22	2.01	2.12
Outstanding equity shares (Mn)	1,138	528	27	1,410	224	431
Share prices (LKR)						
Highest price	27.50	13.60	151.50	7.40	120.00	3.00
Lowest price	23.40	12.20	125.50	5.50	85.00	2.50
Last traded price	24.90	12.50	132.25	5.70	95.80	2.60

REVENUE COMPARISON

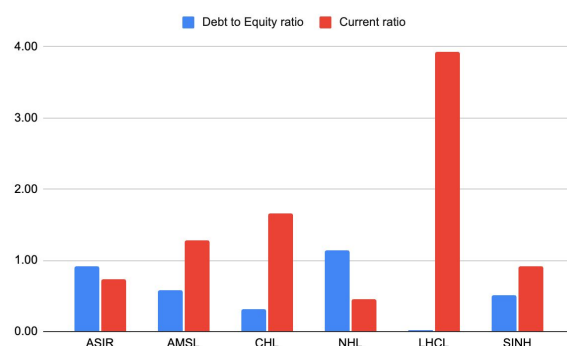


PROFIT MARGINS

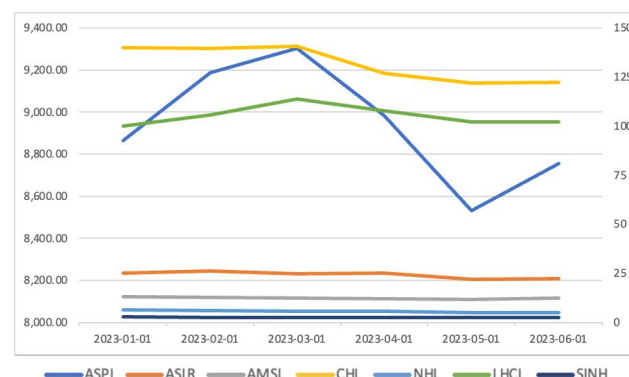
EBIT Margin Vs. NET Profit Margin



PROFITABILITY RATIO Vs. LIQUIDITY RATIO



ASPI Vs. HOSPITAL SHARE PRICE MOVEMENTS



COMPILED BY :

M.J.M Shihab

Financial Analyst
shihab@kseedsinvestments.com

DISCLAIMER

Information collected / analyzed is from sources believed to be reliable and from the CSE, CBSL or Government. K Seeds Investments Private Limited however does not warrant its completeness or accuracy. Opinions and estimates given constitute our judgement as of the date of the material and are subject to change without notice. The report given is not intended as an offer or solicitation for the purchase or sale of any financial instrument. Furthermore, the information contained in this report are confidential and should not be shared publicly. Disclosure, copying and distribution is strictly prohibited. For further details or clarifications email us on info@kseedsinvestments.com or visit www.kseedsinvestments.com



Your Corporate House

K Seeds Investments

05th June 2023